

BHPN PROGRESS REPORT TEMPLATE

01 NOVEMBER 2019

🔒 HEADER ----- 2

1. Client Full Name
2. Patient Insured ID

☰ CLIENT INFORMATION ----- 3

1. Provider Full Name
2. Client Full Name
3. Patient Insured ID
4. Client Birth Date
5. Contact Full Name
6. Client Address
7. Client Home Phone
8. Client Claims Diagnosis

☰ ADAPTIVE REASSESSMENT ----- 8

1. Provider First


☰ TREATMENT PLAN ----- 7

1. Name
2. Status Criteria
3. Mastery Criteria
4. Generalization Criteria
5. Assessment
6. Baseline Information

☰ PROGRAM DESCRIPTION ----- 8

2. Provider Full Name
3. Provider Credentials
4. Provider Occupation

🔒 HEADER -----

	Client Name: <input type="text" value="Client Full Name"/> ← 1
	MRN: <input type="text" value="Patient Insured Id"/> ← 2
	Date of Report: <input type="text" value="Date"/> 📅
	Addendum Report: <input type="text" value="Date"/> 📅

1. Pulls from the [Basics section](#) of the client's profile. ↴

Navigate to client's account > Profile > Basics

First Name	<input type="text" value="First"/>
MI	<input type="text" value="Middle Initial"/>
Last Name	<input type="text" value="Last"/>

2. Patient insured ID listed under client's [payor profile](#). ↴

Navigate to client's account > Profile > Payors > Add or edit payor > Patient

Insured ID	<input type="text" value="Insured ID"/> ↻
------------	---

CLIENT INFORMATION

Provider Name OR	1 →	Provider Full Name
Provider Logo (optional)		

Client Full Legal Name:	2 →	Client Full Name
Medical Record Number:	3 →	Patient Insured Id
Date of Birth:	4 →	Client Birth Date
Client Age in Years, Months: (e.g., 02 years, 08 months)		02 years, 08 months ✎
Date of Report:		Date 📅
Parent/Guardian Name:	5 →	Contact Full Name
Parent/ Guardian Address:	6 →	Client Address
Out of Service Area (OOSA) Yes or No: <input type="checkbox"/> : (If Yes, provide area)		Text box ✎
Phone Number:	7 →	Client Home Phone
KP Case Manager Name:		Text box ✎
BHPN Clinical Case Manager Name (if known):		Text box ✎
Treatment Team (include contact email and phone for supervisor):		Text area ✎
Diagnosis (listed on authorization)		
Client Claims Diagnosis	← 8	

Provider Full Name 1. Pulls from the [Basics section](#) of the employee's profile. ↓

Navigate to employee's account > Profile > Basics

First Name	First
MI	Middle Initial
Last Name	Last

Client Full Name 2. Pulls from the [Basics section](#) of the client's profile. ↓

Navigate to client's account > Profile > Basics

First Name	First
MI	Middle Initial
Last Name	Last

Patient Insured Id 3. Patient insured ID listed under client's [payor profile](#). ↓

Navigate to client's account > Profile > Payors > Add or edit payor > Patient

Insured ID	Insured ID	↻
------------	------------	---

Client Birth Date 4. Pulls from the [Basics section](#) of the client's profile. ↓

Navigate to client's account > Profile > Basics

DOB	mm	dd	yyyy
-----	----	----	------

Contact Full Name 5. Pulls from the [Basics section](#) of the client's profile. ↓

Navigate to client's account > Profile > Basics

Parent/Guardian First Name	Parent/Guardian First Name
Parent/Guardian Last Name	Parent/Guardian Last Name

Client Address 6. Pulls from the [Basics section](#) of the client's profile. ↴

Navigate to client's account > Profile > Basics > Address

Address	<input type="text" value="Address"/>
Address #2	<input type="text" value="Address #2"/>
City	<input type="text" value="City"/>
State	<input type="text" value="State"/> <input type="button" value="Outside of the US?"/>
Zip/Postal Code	<input type="text" value="Zip/Postal Code"/>

Client Home Phone 7. Pulls from the [Basics section](#) of the client's profile. ↴

Navigate to client's account > Profile > Basics > Address


Home	<input type="text" value="000"/>	<input type="text" value="000"/>	<input type="text" value="0000"/>	<input type="text" value="Opt description"/>
------	----------------------------------	----------------------------------	-----------------------------------	--

Client Claims Diagnosis 8. Diagnosis code listed [within client's authorization](#). ↴

Diagnosis Codes 	<input type="text" value="Search for ICD-9 and ICD-10 diagnosis codes"/>
---	--

≡ ADAPTIVE REASSESSMENT -----

ADAPTIVE REASSESSMENT

Provider First  pulls from the Vineland Adaptive Scales, 3rd edition to assess an individual's developmental functioning. The standard scores reported have an average of 100 and a standard deviation of 15. Age-equivalents indicate the average age of the individual from the Vineland-3 normative sample who obtained the same raw score as the individual currently being assessed. Adaptive levels are scored on a 5-point scale from Low to High.








Provider First 1. Pulls from the [Basics section](#) of the employee's profile. ↴

Navigate to employee's account > Profile > Basics



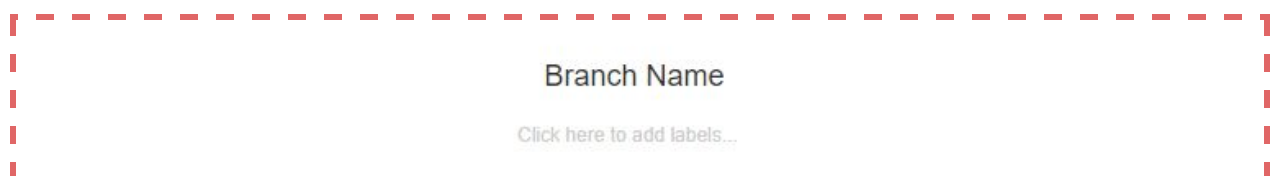
First Name First

≡ TREATMENT PLAN -----

- Objective: Name 
- Goal Status: Status 
- Mastery Criterion: Mastery Criteria 
- Generalization Criterion: Generalization Criteria 
- Maintenance Plan (if applicable): Text box 
- Assessment Tool Source: Assessment 
- Baseline: Baseline Information 

Name 1. Pulls from the name of the learning tree branch. ↴

Navigate to client's learning tree > Select Branch > Edit > Branch Title



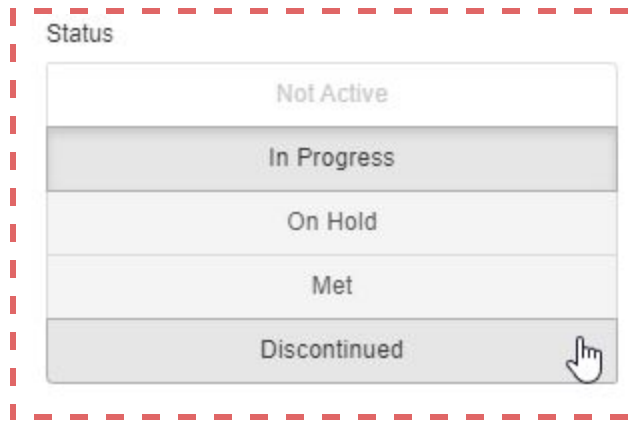
Branch Name

Click here to add labels...

Status

2. Pulls from the status listed under the branch's goal details. ↴

Navigate to client's learning tree > Select Branch > View Goal > Status



Mastery Criteria

3. Pulls from the branch details within a learning tree. ↴

Navigate to client's learning tree > Select Branch > Edit > Mastery Criteria



Generalization Criteria

4. Pulls from the branch details within a learning tree. ↴

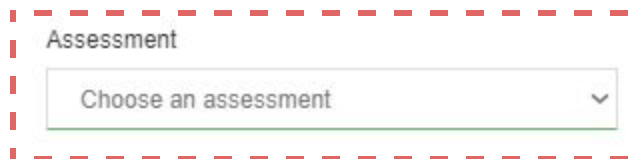
Navigate to client's learning tree > Select Branch > Edit > Generalization Criteria



Assessment

5. Assessment dropdown listed under branch's goal details. ↴

Navigate to client's learning tree > Select Branch > View Goal > Assessment



Baseline Information

6. Pulls from the branch details within a learning tree. ↴

Navigate to client's learning tree > Select Branch > Edit > Baseline Information

Baseline Information Sync from Data

PROGRAM DESCRIPTION

Please contact us or your **BHPN** Clinical Case Manager at 855-843-2476 (855-the-BHPN) directly with any additional questions or comments related to this report.

Respectfully Submitted,

1 2 3

Provider Signature

Provider Full Name, Provider Credentials, Provider Occupation, License/Cert.#

Provider Full Name 1. Pulls from the [Basics section](#) of the employee's profile. ↴

Navigate to employee's account > Profile > Basics

First Name First

MI Middle Initial

Last Name Last

Provider Credentials 2. Pulls from the [Basics section](#) of the employee's profile. ↴

Navigate to employee's account > Profile > Basics

Credentials BCBA MA etc

(e.g. PhD, MA, etc.)

Provider Occupation 3. Pulls from the [Basics section](#) of the employee's profile. ↴

Navigate to employee's account > Profile > Basics

Occupation Occupation